


How to get to the station from Toyama Station & get on board.




① At Toyama Station, please go through the North Gate to the Ainokaze Toyama Railway counter. Please assemble and maintain your bicycle in the **yellow area** in the photo.

※Please do not pass through the south gate.


※Please push your bicycle through.



② Please purchase a cycle train ticket per passenger at the counter.



③ At 9:00 am, walk your bicycle toward the elevator and up to the second floor where the platform is located.



④ Wait in the space behind the elevator (see photo). The train will arrive at Platform 5.